# DE-ICERMAN

## End Seal Kit

# DEK

## User Manual

**The DEK Connection Kit is used for terminating all versions of DSR-PFP & DSR-RGS heater cables end. The kit contains materials for three end seal terminations.**

## TOOLS REQUIRED



## KIT CONTENT



**Heat shrink tube**
Ø12(5cm/2in) Qty3



**Heat shrink tube**
Ø12 (7cm/2.75in) Qty3

**Component approvals and performance are specifically tied to the use of De-Icerman specified parts. Do not substitute any parts.**

***ATTENTION:***

- **The maximum permissible steady state Current is 30A.**
- **The rated voltage is 240V.**
- **The maximum continuous exposure temperature is 85°C.**
- **Temperature at the point of connection to branch circuit conductors may exceed 60 °C.**

### STEP 1




- Trim the heating cable upright.
- Remove the outer jacket 1 cm (0.4 in) from the end.

### STEP 2

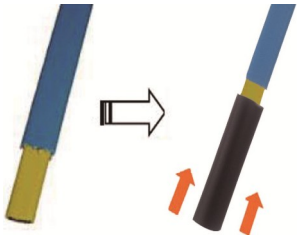

- Remove the braiding
- Put the heat shrink tube Ø12 (5cm/2in) from the end of heating cable.

### STEP 3



- Heat the shrinkable tube with a heat source until the glue comes out.

### STEP 4



- Clamp the top of the heat shrink tube with a plier until

## STEP 5



- Put the heat shrink tube Ø12 (7cm/2.75in) from the end of heating cable.

## STEP 6




- Place the heat shrink tube at least 1 cm(0.4in) over the bottom of inner heat shrink tube.
- Repeat steps 3 - 4.

## STEP 7




DE-ICERMAN

info@deicerman.com
www.deicerman.com
1-647-894-1347